



ELECTROVERSE

DOCUMENTING EARTH
CHANGES DURING THE
NEXT GSM AND POLE
SHIFT

Support us on
patreon

ADVERT

EXTREME WEATHER

CROP LOSS

VOLCANIC & SEISMIC ACTIVITY

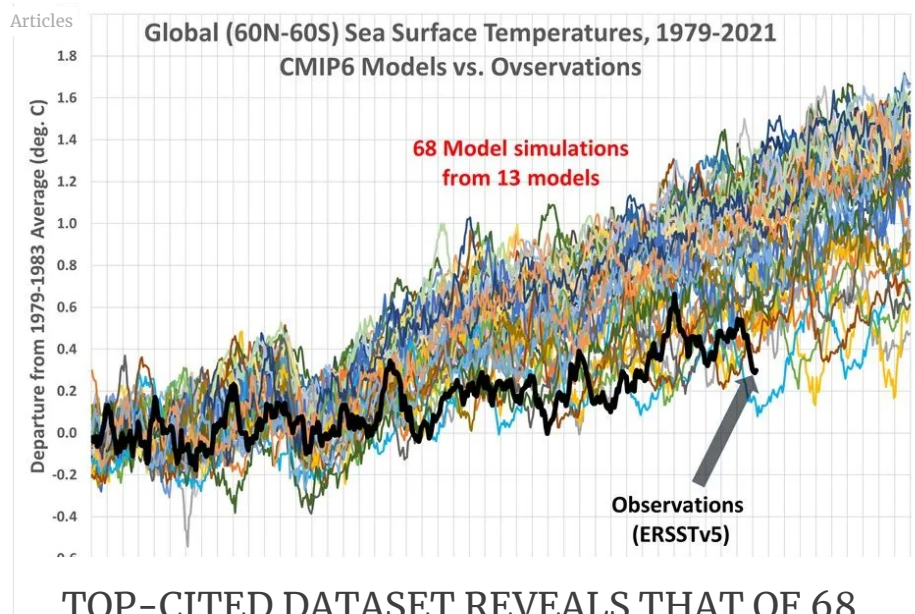
ARTICLES

GROW YOUR OWN

CONTACT

You are here ► Home » Articles »

Top-Cited Dataset Reveals that of 68 Global Warming Models, Earth's Observed Temperature is BELOW 67 of them



TOP-CITED DATASET REVEALS THAT OF 68 GLOBAL WARMING MODELS, EARTH'S OBSERVED TEMPERATURE IS BELOW 67 OF THEM

📅 APRIL 27, 2021 👤 CAP ALLON

The claim by the Biden Administration that climate change has placed us in a moment of “profound crisis” ignores the fact that the energy policy changes being promoted are based upon computer model simulations which have produced average warming rates at least **DOUBLE** those observed in the last 40+ years.

This is according to Dr. Roy Spencer, climatologist and former NASA scientist, who also points out that just about every climate claim made by politicians, and even many vocal scientists, has been either an exaggeration or a lie. Real-world observations are in stark disagreement with

SUBSCRIBE TO ELECTROVERSE

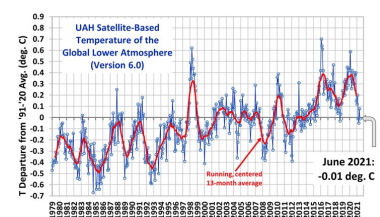
Receive new post notifications
by email.

Email Address *

Subscribe



LATEST UAH
TEMPERATURE 1979-
JUNE 2021 (-0.01C)

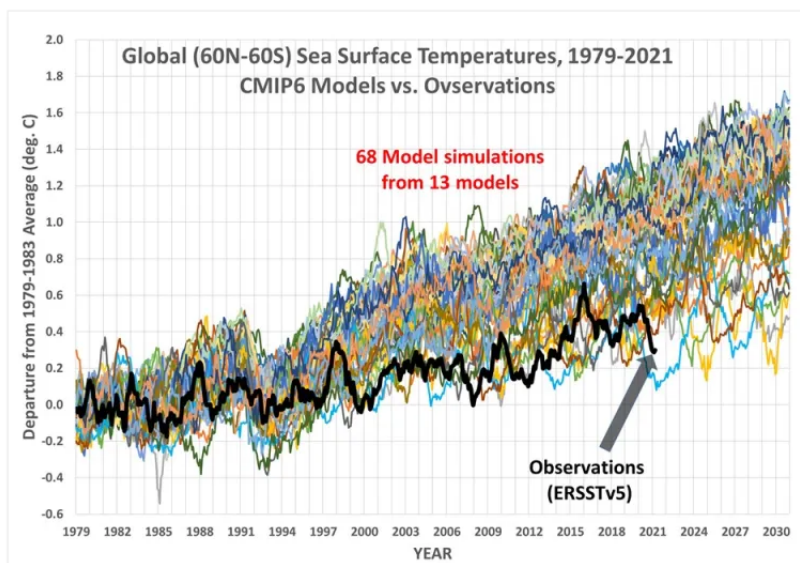


DR ROY SPENCER

LATEST ARCTIC SEA ICE
THICKNESS

the “official” climate models being promoted for the purposes of implementing expensive, economically-damaging, and poverty-worsening energy policies.

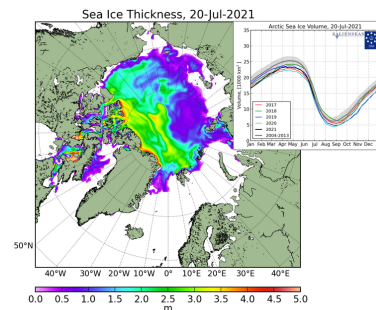
Let's take **Global Ocean Temperatures** as one example—with *SSTs providing our best gauge of how fast this supposed extra energy is accumulating in the climate system*. The 42 years of observations since 1979 (bold black line on the chart below) shows that warming is occurring far more slowly than the models said it would: the ERSSTv5, one of the top-cited datasets, reveals that Earth's oceans have warmed at $\sim 50\%$ the rate official climate projections foretold. In fact, there has been barely any warming as of the latest datapoint, plotted on March 2021:



68x CMIP6 climate model simulations of global average sea surface temperature (relative to the 5 year average, 1979–1983), compared to observations from the ERSSTv5 dataset (aka the reality).

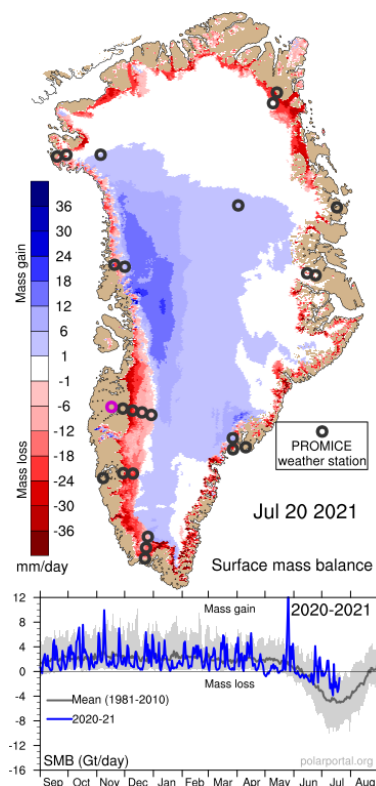
To put it even more clearly –so alarmists can take it in—**of the 68 model simulations that have been generated over the years, 67 are ABOVE the current observations**, with the majority significantly above, by over a full 1 deg. C in some cases.

The global warming hypothesis has failed, that is clear for all to see, but criminally, it isn't science that's propping the charade up, at least not any longer; this is a political movement, and one that after decades of relentless



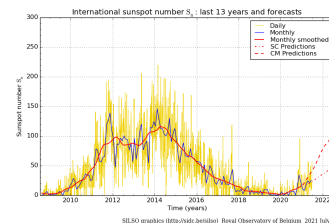
DANISH METEOROLOGICAL
INSTITUTE

LATEST GREENLAND SMB



DANISH METEOROLOGICAL
INSTITUTE

LATEST SUNSPOT NUMBER JUNE 2021

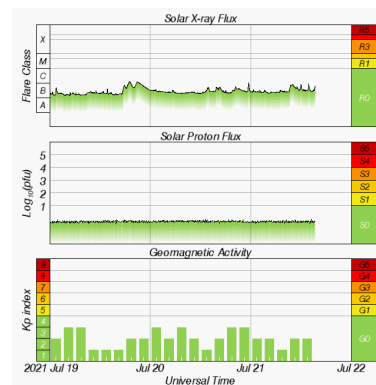


SIDC/SILSO

LIVE SPACE WEATHER OVERVIEW

indoctrination now has a large percentage of western populations fooled and radically onboard.

Helpfully, Dr. Spencer has provided us with another graph that might drag a few 'brainwashed pawns' back from that precipice. In terms of the linear temperature trends since 1979, the image below shows that the 2 top-cited ocean temperature datasets have trends at the bottom range of climate model simulations:



SWPC / NOAA

SEND ELECTROVERSE A
ONE-TIME DONATION



Linear temperature trends, 1979–2020, for the various model and observational datasets, plus the HadSST3 observational record.

This should be a 'head in hands' moment for the climate modelers, but humility has never proved their strong point.

DEEP OCEAN WARMING COULD BE NATURAL

A related issue here is how much the **deep oceans** are warming.

The *inarguable* energy imbalance associated with deep-ocean warming in recent decades is only about 1 part (less than 1 Watt per sq. m) in 300 of the natural energy flows in the climate system. This is a minuscule energy imbalance. We know precisely NONE of the natural energy flows to that level of accuracy, writes Dr. Spencer,

meaning global warming could be mostly/entirely natural, and we wouldn't even know it:

“[There is a] level of faith involved in the adjustments made to climate models, which necessarily produce warming due to increasing CO2 because those models *simply assume* that there is no other source of warming. Seldom is the public ever informed of these glaring discrepancies between basic science and what politicians and pop-scientists tell us.”

Dr. Roy Spencer concludes: “There is no Climate Emergency.”

TODAY'S OTHER ARTICLES:

Europe Braces for Extreme May Freeze

The models are in, and the models are grim: the majority of Europe is set on for an extreme May freeze with heavy snow forecast for Scandinavia, the Alps, Germany, and even the UK.



Electroverse

8

Midwest and Eastern Vineyards Hit by Historic Snow and Freeze Events

Last week, a severe frost event delivered thousands of record-breaking low temperatures to the majority of the CONUS; and as a result, vineyards from North Texas and the High Plains to Missouri, from Michigan to New York and Pennsylvania have ALL suffered substantial losses.



Electroverse

6

RELATED ARTICLE, REGARDING THE IGNORED BENEFITS OF HIGHER ATMOSPHERIC CO2

Dr. Patrick Moore Speaks about the Grand Solar Minimum at the Water, Oceans and Wildlife Subcommittee Hearing

"It appears as though the GSM is occurring and will continue to occur for some time, and will result in a cooling of the climate."



Electroverse

2

The **COLD TIMES** are returning, the mid-latitudes are **REFREEZING**, in line with the great conjunction, historically low solar activity, cloud-nucleating Cosmic Rays, and a meridional jet stream flow (among other forcings).

Both NOAA and NASA appear to agree, *if you read between the lines*, with NOAA saying we're entering a 'full-blown' Grand Solar Minimum in the late-2020s, and NASA seeing this upcoming solar cycle (25) as "the weakest of the past 200 years", with the agency correlating previous solar shutdowns to prolonged periods of global cooling here.

Furthermore, we can't ignore the slew of new scientific papers stating the immense impact The Beaufort Gyre could have on the Gulf Stream, and therefore the climate overall.

Prepare accordingly— *learn the facts, relocate if need be, and grow your own.*

Social Media channels are restricting Electroverse's reach: Twitter are purging followers while Facebook are labeling posts as "false" and have slapped-on crippling page restrictions.

So, be sure to subscribe to receive new post notifications by email (*the box is located in the sidebar >>> or scroll down if on mobile*).

And/or become a Patron, by clicking here: patreon.com/join/electroverse.

The site receives ZERO funding, and never has. So any way you can, help us spread the message so others can **survive and thrive** in the coming times.

Grand Solar Minimum + Pole Shift

Share on Facebook

Tweet

« Midwest and Eastern Vineyards Hit by
Historic Snow and Freeze Events

Polar Chill Grips New Zealand + Antarctic
Sea Ice Extent Holding Above 1979-1990
Average »

RELATED POSTS

Articles Extreme
Weather GSM

Articles

Articles Extreme
Weather GSM

AUSTRALIAN'S
BRACE FOR
"COLDEST-EVER
JULY
TEMPERATURES"
AS POLAR FRONT
BRINGS SNOW TO
SUB-TROPICAL
QUEENSLAND

📅 JULY 21, 2021 👤

CAP ALLON

Plus, "Cosmic rays
are bad—and they're
going to get worse".
#GSM

NASA CAUGHT
"ADJUSTING"
GLOBAL
TEMPERATURE
GRAPH — AGAIN

📅 JULY 20, 2021 👤

CAP ALLON

In early 2021, NASA
discreetly lowered
the 2016 global
average temperature
--previously the
highest on record--
-...

DMI DATASETS
REVEAL ARCTIC
SUMMERS WERE
WARMER BACK IN
THE 1950S/60S

📅 JULY 19, 2021 👤

CAP ALLON

Daily mean
temperatures in the
Arctic have been
holding BELOW the
1958-2002 average
for the entirety...

ONE THOUGHT TO "TOP-CITED DATASET REVEALS THAT OF 68 GLOBAL
WARMING MODELS, EARTH'S OBSERVED TEMPERATURE IS BELOW 67 OF
THEM"

Matt Dalby

🕒 April 27, 2021 at 10:03 pm

The ocean page at <http://www.climate4you.com> includes a discussion of various SST data sets and concludes that at least some of them have been adjusted to show more warming than has actually occurred. Famously the precursor to ERSSTv5 (version 3) was adjusted in 2015, just months before the Paris climate conference to make it look like a circa. 15 pause in global warming never happened. Therefore it's likely that the small amount of warming shown in the SST data sets is a product of adjustments to the way the values are calculated, and the climate models are performing even worse than Dr Spencer says they are.

Reply

LEAVE A COMMENT

Comment

Name

Email

Website URL

☐ Notify me of follow-up comments by email.

☐ Notify me of new posts by email.

ADD COMMENT

[Privacy Policy](#)